


Shareholding Pattern under Regulation 31 of SEBI (Listing Obligations and Disclosure Requirements) Regulations, 2015

1.	Name of Listed Entity: The Mandhana Retail Ventures Limited	
2.	Scrip Code/Name of Scrip/Class of Security: 540210/TMRVL/Equity	
3.	Share Holding Pattern Filed under: Reg. 31(1)(b)	
	a.	If under 31(1)(b) then indicate the report for Quarter ending - 31/03/2018
	b.	If under 31(1)(c) then indicate date of allotment/extinguishment: Not Applicable
4.	Declaration: The Listed entity is required to submit the following declaration to the extent of submission of information:-	
	Sr. No.	Particulars
	1	Whether the Listed Entity has issued any partly paid up shares?
	2	Whether the Listed Entity has issued any Convertible Securities or Warrants?
	3	Whether the Listed Entity has any shares against which depository receipts are issued?
	4	Whether the Listed Entity has any shares in locked-in?
	5	Whether any shares held by promoters are pledge or otherwise encumbered?
	6	Whether the Listed Entity has issued any differential Voting Rights?
		No
		No
		No
		No
		Yes
		No

* If the Listed Entity selects the option 'No' for the questions above, the columns for the partly paid up shares, Outstanding Convertible Securities/Warrants, depository receipts, locked-in shares, No of shares pledged or otherwise encumbered by promoters, as applicable, shall not be displayed at the time of dissemination on the Stock Exchange website. Also wherever there is 'No' declared by Listed Entity in above table the values will be considered as 'Zero' by default on submission of the format of holding of specified securities.




The Mandhana Retail Ventures Limited

Table I - Summary Statement holding of specified securities

Category	Category of shareholder	Nos. of shareholders	No. of fully paid up equity shares held	No. of Partly paid-up equity shares held	No. of shares underlying Depository Receipts	Total nos. shares held	Shareholding as a % of total no. of shares (calculated as per SCRR, 1957)	Number of Voting Rights held in each class of securities			No. of Shares Outstanding convertible securities (including Warrants)	Shareholding, as a % assuming full conversion of convertible securities (as a percentage of diluted share capital)	Number of Locked in shares		Number of Shares pledged or otherwise encumbered		Number of equity shares held in dematerialised form	
								No of Voting Rights					Total as a % of (A+B+C)	No. (a)	As a % of total Shares held(b)	No. (a)		As a % of total Shares held(b)
								Class eg: X	Class eg: y	Total								
(I)	(II)	(III)	(IV)	(V)	(VI)	(VII) = (IV)+(V)+(VI)	(VIII) As a % of (A+B+C2)	(IX)			(X)	(XI) = (VII)+(X) As a % of (A+B+C2)	(XII)		(XIII)		(XIV)	
(A)	Promoter & Promoter Group	17	8336543	0	0	8336543	37.75	8336543	0	8336543	37.75	0	0	0	4558044	54.68	8336543	
(B)	Public	9195	13746066	0	0	13746066	62.25	13746066	0	13746066	62.25	0	0	0	NA	NA	13743853	
(C)	Non Promoter - Non Public	0	0	0	0	0	0.00	0	0	0	0.00	0	0	0	NA	NA	0	
(C1)	Shares Underlying DRs	0	0	0	0	0	0.00	0	0	0	0.00	0	0	0	NA	NA	0	
(C2)	Shares Held By Employee Trust	0	0	0	0	0	0.00	0	0	0	0.00	0	0	0	0	NA	0	
	Total	9212	22082609	0	0	22082609	100	22082609	0	22082609	100	0	0	4558044	20.64	22080396		

Note : The Shareholding of the Promoters and Public Shareholders spread across various respective demat accounts are consolidated on the basis of their PAN pursuant to SEBI circular No. SEBI/HO/CFD/CMD/CIR/P/2017/128 dated 19th December, 2017




The Mandhana Retail Ventures Limited

Table II - Statement showing shareholding pattern of the Promoter and Promoter Group

	Category & Name of the shareholders	PAN	Nos. of shareholders	No. of fully paid up equity shares held	Partly paid-up equity shares held	No. of shares underlying Depository Receipts	Total nos. shares held	Shareholding % calculated as per SCRR, 1957 As a % of (A+B+C2)	Number of Voting Rights held in each class of securities			No. of Shares Underlying Outstanding convertible securities (including Warrants)	Total Shareholding, as a % assuming full conversion of convertible securities (as a percentage of diluted share capital)	Number of Locked in shares		Number of Shares pledged or otherwise encumbered		Number of equity shares held in dematerialised form	
									No of Voting Rights					Total as a % of Total Voting Rights	No. (a)	As a % of total Shares held(b)	No. (a)		As a % of total Shares held(b)
									Class eg: X	Class eg: Y	Total								
									(IX)						(X)	(XI) = (VII)+(X) As a % of (A+B+C2)	(XII)		(XIII)
1	Indian																		
(a)	Individuals / Hindu Undivided Family		16	7338021	0	0	7338021	33.23	7338021	0	7338021	33.23	0	0	4558044	62.12	7338021		
	Manish Biharial Mandhana			1148206	0	0	1148206	5.20	1148206	0	1148206	5.20	0	0	948206	82.58	1148206		
	Priyavrat P Mandhana			1119894	0	0	1119894	5.07	1119894	0	1119894	5.07	0	0	703069	62.78	1119894		
	Purushottam Chhaganlal Mandhana			1056333	0	0	1056333	4.78	1056333	0	1056333	4.78	0	0	923000	87.38	1056333		
	Biharial Chhaganlal Mandhana			899666	0	0	899666	4.07	899666	0	899666	4.07	0	0	633000	70.36	899666		
	Prema P Mandhana			810398	0	0	810398	3.67	810398	0	810398	3.67	0	0	604193	74.56	810398		
	Punushottam Chhaganlal Mandhana (HUF)			683332	0	0	683332	3.09	683332	0	683332	3.09	0	0	516666	75.61	683332		
	Biharial C Mandhana (HUF)			289999	0	0	289999	1.31	289999	0	289999	1.31	0	0	0	0.00	289999		
	Manish Biharial Mandhana (HUF)			273333	0	0	273333	1.24	273333	0	273333	1.24	0	0	0	0.00	273333		
	Muskaan Manish Mandhana			223423	0	0	223423	1.01	223423	0	223423	1.01	0	0	150090	67.18	223423		
	Sudha Biharial Mandhana			79820	0	0	79820	0.36	79820	0	79820	0.36	0	0	79820	100.00	79820		
	Sangeeta Manish Mandhana			46000	0	0	46000	0.21	46000	0	46000	0.21	0	0	0	0.00	46000		
	Vinay Biharial Mandhana			31427	0	0	31427	0.14	31427	0	31427	0.14	0	0	0	0.00	31427		
	Amav Manish Mandhana			6666	0	0	6666	0.03	6666	0	6666	0.03	0	0	0	0.00	6666		
	Chanda Shyamsunder Jaju			1525	0	0	1525	0.01	1525	0	1525	0.01	0	0	0	0.00	1525		
	Shakuntala R Dargad			1333	0	0	1333	0.01	1333	0	1333	0.01	0	0	0	0.00	1333		
	Bhagwati Madanlal Chandak			0	0	0	0	0.00	0	0	0	0.00	0	0	0	0.00	0		
(b)	Central Government / State Government(s)		0	0	0	0	0	0.00	0	0	0	0.00	0	0	0	0.00	0		
(c)	Financial Institutions / Banks		1	998522	0	0	998522	4.52	998522	0	998522	4.52	0	0	452	0.00	998522		
(d)	Any Other (Specify)		1	998522	0	0	998522	4.52	998522	0	998522	4.52	0	0	452	0.00	998522		
	Bodies Corporate		1	998522	0	0	998522	4.52	998522	0	998522	4.52	0	0	452	0.00	998522		
	Mahan Synthetic Textiles Pvt Ltd		1	998522	0	0	998522	4.52	998522	0	998522	4.52	0	0	4558044	54.68	8336543		
	Sub Total (A)(1)		17	8336543	0	0	8336543	37.75	8336543	0	8336543	37.75	0	0	4558044	54.68	8336543		
2	Foreign																		
(a)	Individuals (Non-Resident Individuals / Foreign Individuals)		0	0	0	0	0	0.00	0	0	0	0.00	0	0	0	0.00	0		
(b)	Government		0	0	0	0	0	0.00	0	0	0	0.00	0	0	0	0.00	0		
(c)	Institutions		0	0	0	0	0	0.00	0	0	0	0.00	0	0	0	0.00	0		
(d)	Foreign Portfolio Investor		0	0	0	0	0	0.00	0	0	0	0.00	0	0	0	0.00	0		
(e)	Any Other (Specify)		0	0	0	0	0	0.00	0	0	0	0.00	0	0	0	0.00	0		
	Sub Total (A)(2)		0	0	0	0	0	0.00	0	0	0	0.00	0	0	0	0.00	0		
	Total Shareholding Of Promoter And Promoter Group (A) = (A)(1)+(A)(2)		17	8336543	0	0	8336543	37.75	8336543	0	8336543	37.75	0	0	4558044	54.68	8336543		

Details of Shares which remain unclaimed may be given here along with details such as number of shareholders, outstanding shares held in demat/unclaimed suspense account, voting rights which are frozen etc: NIL



The Mandhana Retail Ventures Limited

Table III - Statement showing shareholding pattern of the Public shareholder

	Category & Name of the shareholders	PAN	Nos. of shareholders	No. of fully paid up equity shares held	Partly paid-up equity shares held	No. of shares underlying Depository Receipts	Total nos. shares held	Shareholding % calculated as per SCRR, 1957 As a % of (A+B+C2)	Number of Voting Rights held in each class of securities			No. of Shares Underlying Outstanding convertible securities (including Warrants)	Shareholding, as a % assuming full conversion of convertible securities (as a percentage of diluted share capital)	Number of Locked in shares		Number of Shares pledged or otherwise encumbered		Number of equity shares held in dematerialised form	
									No of Voting Rights		Total as a % of (A+B+C)			No. (a)	As a % of total Shares held(b)	No. (a)	As a % of total Shares held(b)		
									Class eg: X	Class eg: Y									
	(i)	(ii)	(iii)	(iv)	(v)	(vi)	(vii) = (iv)+(v)+(vi)	(viii) As a % of (A+B+C2)	(ix)			(x)	(xi) = (vii)+(x) As a % of (A+B+C2)	(xii)		(xiii)		(xiv)	
1	Institutions																		
(a)	Mutual Fund		0	0	0	0	0	0.00	0	0	0	0.00	0	0.00	0	0.00	NA	NA	0
(b)	Venture Capital Funds		0	0	0	0	0	0.00	0	0	0	0.00	0	0.00	0	0.00	NA	NA	0
(c)	Alternate Investment Funds		0	0	0	0	0	0.00	0	0	0	0.00	0	0.00	0	0.00	NA	NA	0
(d)	Foreign Venture Capital investors		0	0	0	0	0	0.00	0	0	0	0.00	0	0.00	0	0.00	NA	NA	0
(e)	Foreign Portfolio Investor		2	658374	0	0	658374	2.98	658374	0	658374	2.98	0	2.98	0	0.00	NA	NA	658374
	Auburn Limited		1	574649	0	0	574649	2.60	574649	0	574649	2.60	0	2.60	0	0.00	NA	NA	574649
(f)	Financial Institutions / Banks		4	461225	0	0	461225	2.09	461225	0	461225	2.09	0	2.09	0	0.00	NA	NA	461225
	Life Insurance Corporation Of India		1	438887	0	0	438887	1.99	438887	0	438887	1.99	0	1.99	0	0.00	NA	NA	438887
(g)	Insurance Companies		0	0	0	0	0	0.00	0	0	0	0.00	0	0.00	0	0.00	NA	NA	0
(h)	Provident Funds/ Pension Funds		0	0	0	0	0	0.00	0	0	0	0.00	0	0.00	0	0.00	NA	NA	0
(i)	Any Other (Specify)		0	0	0	0	0	0.00	0	0	0	0.00	0	0.00	0	0.00	NA	NA	0
	Sub Total (B)(1)		6	1119599	0	0	1119599	5.07	1119599	0	1119599	5.07	0	5.07	0	0.00	NA	NA	1119599
2	Central Government/ State Government(s)/ President of India																		
	Sub Total (B)(2)		0	0	0	0	0	0.00	0	0	0	0.00	0	0.00	0	0.00	NA	NA	0
3	Non-institutions																		
(a)	Individuals																		
	i. Individual shareholders holding nominal share capital up to Rs. 2 lakhs.		8389	3429952	0	0	3429952	15.53	3429952	0	3429952	15.53	0	15.53	0	0.00	NA	NA	3427739
	ii. Individual shareholders holding nominal share capital in excess of Rs. 2 lakhs.		43	5193052	0	0	5193052	23.52	5193052	0	5193052	23.52	0	23.52	0	0.00	NA	NA	5193052
	Jhunjhunwala Rakesh Radheshyam			2813274	0	0	2813274	12.74	2813274	0	2813274	12.74	0	12.74	0	0.00	NA	NA	2813274
	Vimesh Navinchandra Zaveri			222000	0	0	222000	1.01	222000	0	222000	1.01	0	1.01	0	0.00	NA	NA	222000
	Vimesh Navinchandra Zaveri			0	0	0	0	0.00	0	0	0	0.00	0	0.00	0	0.00	NA	NA	0
(b)	NBFCs registered with RBI		0	0	0	0	0	0.00	0	0	0	0.00	0	0.00	0	0.00	NA	NA	0
(c)	Employee Trusts		0	0	0	0	0	0.00	0	0	0	0.00	0	0.00	0	0.00	NA	NA	0
(d)	Overseas Depositories(holding DRs) (balancing figure)		0	0	0	0	0	0.00	0	0	0	0.00	0	0.00	0	0.00	NA	NA	0




(e)	Any Other (Specify)	757	4003463	0	0	4003463	18.13	4003463	0	4003463	18.13	0	18.13	0	0.00	NA	NA	4003463
	Hindu Undivided Family	332	462228	0	0	462228	2.09	462228	0	462228	2.09	0	2.09	0	0.00	NA	NA	462228
	Non Resident Indians (Non Repat)	41	64806	0	0	64806	0.29	64806	0	64806	0.29	0	0.29	0	0.00	NA	NA	64806
	Directors	1	35333	0	0	35333	0.16	35333	0	35333	0.16	0	0.16	0	0.00	NA	NA	35333
	Non Resident Indians (Repat)	120	301037	0	0	301037	1.36	301037	0	301037	1.36	0	1.36	0	0.00	NA	NA	301037
	Clearing Member	90	202680	0	0	202680	0.92	202680	0	202680	0.92	0	0.92	0	0.00	NA	NA	202680
	Bodies Corporate	173	2937379	0	0	2937379	13.30	2937379	0	2937379	13.30	0	13.30	0	0.00	NA	NA	2937379
	Mentor Capital Limited	1	911494	0	0	911494	4.13	911494	0	911494	4.13	0	4.13	0	0.00	NA	NA	911494
	Sub Total (B)(3)	9189	12626467	0	0	12626467	57.18	12626467	0	12626467	57.18	0	57.18	0	0.00	NA	NA	12624254
	Total Public Shareholding (B)= (B)(1)+(B)(2)+(B)(3)	9195	13746066	0	0	13746066	62.25	13746066	0	13746066	62.25	0	62.25	0	0.00	NA	NA	13743853

Details of the shareholders acting as persons in Concert including their Shareholding (No. and %): NIL

Details of Shares which remain unclaimed may be given here along with details such as number of shareholders, outstanding shares held in demat/unclaimed suspense account, voting rights which are frozen etc.:

No. of shareholders	No. of
4	139



The Mandhana Retail Ventures Limited

Table IV - Statement showing shareholding pattern of the Non Promoter- Non Public shareholder

	Category & Name of the shareholders	PAN	Nos. of shareholders	No. of fully paid up equity shares held	Partly paid-up equity shares held	No. of shares underlying Depository Receipts	Total nos. shares held	Shareholding % calculated as per SCRR, 1957 As a % of (A+B+C2)	Number of Voting Rights held in each class of securities			No. of Shares Underlying Outstanding convertible securities (including Warrants)	Shareholding, as a % assuming full conversion of convertible securities (as a percentage of diluted share capital)	Number of Locked in shares		Number of Shares pledged or otherwise encumbered		Number of equity shares held in dematerialised form	
									No of Voting Rights					Total as a % of (A+B+C)	No. (a)	As a % of total Shares held(b)	No. (a)		As a % of total Shares held(b)
									Class eg: X	Class eg: y	Total								
(i)	(ii)	(iii)	(iv)	(v)	(vi)	(vii) = (iv)+(v)+(vi)	(viii) As a % of (A+B+C2)	(ix)			(x)	(xi) = (vii)+(x) As a % of (A+B+C2)	(xii)		(xiii)		(xiv)		
1	Custodian/DR Holder		0	0	0	0	0	0.00	0	0	0	0.00	0	0.00	0	0.00	NA	NA	0
2	Employee Benefit Trust (under SEBI (Share based Employee Benefit) Regulations, 2014)		0	0	0	0	0	0.00	0	0	0	0.00	0	0.00	0	0.00	NA	NA	0
	Total Non-Promoter- Non Public Shareholding (C)= (C)(1)+(C)(2)		0	0	0	0	0	0.00	0	0	0	0.00	0	0.00	0	0.00	NA	NA	0

